



International Journal of Marketing Management

ISSN 2454 - 5007



www.ijmm.net

Email ID: editor@ijmm.net , ijmm.editor9@gmail.com

Analysis and Prediction of Stock Prices via Deep Learning

Ms. Vaddempudi Sravani¹, M. Manasa² ^{1,2} Assistant professor, KSR
Institute of Technology and Science, Guntur, Andhra Pradesh, India

ABSTRACT

It has never been easy to invest in a set of assets, the abnormality of financial market does not allow simple models to predict future asset values with higher accuracy. Machine learning, which consist of making computers perform tasks that normally requiring human intelligence is currently the dominant trend in scientific research. In stock market the decision on when buying or selling stock is important in order to achieve profit. There are number of techniques that can be used to help investors in order to make a decision for financial gain. In this project work I have proposed a prediction algorithm that will give the relation between the dependent factor like price and independent factors like opening price, closing price, high value of stock, low value of stock and volume of stocks bought. In this project, we have explained development of stock price prediction with the use of deep learning algorithm. In this work to use LSTM and RNN algorithms of deep learning architecture for the price prediction.

Keywords: Financial market, Predict, Machine Learning, Stock Market, Decision, Deep Learning Algorithm, RNN and LSTM.

INTRODUCTION

Investing in the stock market has long been regarded as a challenging endeavor, characterized by the inherent unpredictability and volatility of financial markets. The complexities and abnormalities of the financial market pose significant hurdles for traditional models to accurately forecast future asset values with high precision [1]. In recent years, the emergence of machine learning, a field focused on enabling computers to perform tasks that typically require human intelligence, has revolutionized various industries, including finance [2]. Machine learning techniques offer a promising avenue for enhancing

decision-making processes in stock market investments, providing investors with valuable insights and predictive capabilities to optimize their portfolio strategies. The decision-making process in the stock market, particularly regarding the timing of buying or selling stocks, is crucial for investors seeking to maximize profitability and mitigate risks [3]. To assist investors in making informed decisions and capitalizing on financial opportunities, a myriad of techniques and methodologies have been developed to analyze and predict stock price movements [4]. These techniques encompass a wide range of approaches, including fundamental analysis, technical analysis, and quantitative modeling, each offering unique insights into market dynamics and potential investment opportunities [5].

In this project work, we propose a novel prediction algorithm designed to establish the relationship between various factors influencing stock prices. The algorithm aims to predict the future price of a stock by analyzing a set of independent variables, such as the opening price, closing price, high and low values of the stock, and the volume of stocks traded [6]. By leveraging advanced deep learning techniques, we seek to develop a robust and accurate predictive model capable of forecasting stock price movements with enhanced precision and reliability. Central to this project is the utilization of deep learning algorithms, specifically Long Short-Term Memory (LSTM) and Recurrent Neural Network (RNN) architectures, for stock price prediction [7]. Deep learning algorithms, inspired by the structure and function of the human brain, have demonstrated remarkable capabilities in capturing complex patterns and relationships in sequential data, making them well-suited for time-series forecasting tasks [8]. LSTM and RNN architectures, in particular, excel in modeling temporal dependencies and capturing long-term patterns in sequential data, thus offering significant potential for

improving the accuracy and efficacy of stock price prediction models [9]. The development of the stock price prediction model involves several key steps, including data preprocessing, model training, validation, and evaluation. The dataset comprising historical stock market data is preprocessed to standardize and normalize the input features, ensuring consistency and compatibility with the deep learning model architecture [10]. Subsequently, the LSTM and RNN models are trained on the preprocessed data, learning to extract relevant features and patterns from the historical stock price data to make future predictions [11].

During the training process, the model parameters are optimized using gradient descent-based optimization algorithms, such as Adam or stochastic gradient descent (SGD), to minimize the prediction error and improve the model's accuracy [12]. Hyperparameter tuning may also be performed to fine-tune the model's architecture and optimize its performance on the validation dataset [13]. Once trained, the model undergoes rigorous evaluation using a separate testing dataset to assess its predictive performance and generalization capability [14]. In summary, this project aims to develop an advanced stock price prediction algorithm leveraging deep learning techniques, specifically LSTM and RNN architectures. By analyzing historical stock market data and identifying patterns and trends, the proposed algorithm seeks to provide investors with valuable insights into future price movements, enabling them to make more informed and profitable investment decisions. The application of deep learning in stock price prediction represents a promising avenue for enhancing investment strategies and navigating the complexities of the financial market with greater confidence and efficacy.

LITERATURE SURVEY

Investing in financial markets has always presented challenges due to their inherent unpredictability and abnormality. Traditional models often struggle to accurately predict future asset values with high precision, given the dynamic and complex nature of these markets. However, the advent of machine learning has emerged as a dominant trend in scientific research, offering promising solutions to enhance decision-making processes, particularly in the realm of stock market investments. Machine learning, which

involves training computers to perform tasks that typically require human intelligence, holds significant potential for revolutionizing the way investors analyze and predict stock price movements. In the stock market, the decision of when to buy or sell stocks is paramount for achieving profitability and managing risk effectively. Investors rely on a multitude of techniques and methodologies to inform their decisions and capitalize on financial opportunities. These techniques encompass various approaches, including fundamental analysis, technical analysis, and quantitative modeling, each providing unique insights into market dynamics and potential investment strategies. By leveraging these techniques, investors seek to gain a competitive edge and maximize their returns in an increasingly competitive and dynamic market environment.

In this project, the focus is on developing a prediction algorithm that establishes the relationship between dependent factors, such as stock prices, and independent factors, including opening price, closing price, high and low values of stocks, and volume of stocks traded. The objective is to leverage advanced deep learning algorithms to facilitate stock price prediction and analysis. Specifically, Long Short-Term Memory (LSTM) and Recurrent Neural Network (RNN) architectures are employed to capture temporal dependencies and patterns in sequential stock market data. By harnessing the capabilities of deep learning, the project aims to enhance the accuracy and reliability of stock price predictions, thereby empowering investors to make more informed and profitable investment decisions. The development of the stock price prediction model involves a systematic approach that encompasses data preprocessing, model training, validation, and evaluation. Historical stock market data is collected and preprocessed to ensure consistency and compatibility with the deep learning model architecture. Preprocessing steps may include data cleaning, normalization, and feature engineering to enhance the quality and relevance of the input data. Subsequently, the LSTM and RNN models are trained on the preprocessed data, learning to extract relevant features and patterns from the historical stock price data.

During the training process, the model parameters are optimized using gradient descent-based optimization algorithms to minimize prediction errors and improve predictive accuracy. Hyperparameter tuning may also

be conducted to fine-tune the model architecture and optimize performance on validation datasets. Once trained, the model undergoes rigorous evaluation using separate testing datasets to assess its predictive performance and generalization capability. Through iterative refinement and validation, the project aims to develop a robust and reliable stock price prediction algorithm that can effectively guide investment decisions in dynamic and volatile market conditions. In summary, this project represents an innovative endeavor to leverage deep learning techniques for stock price prediction and analysis. By integrating LSTM and RNN architectures into the prediction model, the project seeks to capture temporal dependencies and patterns in sequential stock market data, thereby enhancing predictive accuracy and reliability. Ultimately, the goal is to empower investors with actionable insights and informed decision-making capabilities to navigate the complexities of financial markets and achieve greater profitability in their investment endeavors.

PROPOSED SYSTEM

Investing in the stock market has always been a challenging endeavor, characterized by the inherent unpredictability and abnormality of financial markets. Traditional models often struggle to predict future asset values accurately, given the dynamic and complex nature of market behavior. However, amidst this backdrop, machine learning has emerged as a dominant trend in scientific research, offering promising solutions to enhance decision-making processes in stock market investments. Machine learning involves training computers to perform tasks that typically require human intelligence, opening new avenues for analyzing and predicting stock price movements with greater accuracy and reliability. In the stock market, the decision of when to buy or sell stocks is paramount for achieving profitability and managing risk effectively. Investors rely on a multitude of techniques and methodologies to inform their decisions and capitalize on financial opportunities. These techniques encompass various approaches, including fundamental analysis, technical analysis, and quantitative modeling, each providing unique insights into market dynamics and potential investment strategies. By leveraging these techniques,

investors seek to gain a competitive edge and maximize their returns in an increasingly competitive and dynamic market environment.

In this project, we propose a novel prediction algorithm that establishes the relationship between dependent factors, such as stock prices, and independent factors, including opening price, closing price, high and low values of stocks, and volume of stocks traded. The objective is to leverage advanced deep learning algorithms to facilitate stock price prediction and analysis. Specifically, Long Short-Term Memory (LSTM) and Recurrent Neural Network (RNN) architectures are employed to capture temporal dependencies and patterns in sequential stock market data. By harnessing the capabilities of deep learning, the project aims to enhance the accuracy and reliability of stock price predictions, thereby empowering investors to make more informed and profitable investment decisions. The development of the stock price prediction system involves a systematic approach that encompasses data preprocessing, model training, validation, and evaluation. Historical stock market data is collected and preprocessed to ensure consistency and compatibility with the deep learning model architecture. Preprocessing steps may include data cleaning, normalization, and feature engineering to enhance the quality and relevance of the input data. Subsequently, the LSTM and RNN models are trained on the preprocessed data, learning to extract relevant features and patterns from the historical stock price data.

During the training process, the model parameters are optimized using gradient descent-based optimization algorithms to minimize prediction errors and improve predictive accuracy. Hyperparameter tuning may also be conducted to fine-tune the model architecture and optimize performance on validation datasets. Once trained, the model undergoes rigorous evaluation using separate testing datasets to assess its predictive performance and generalization capability. Through iterative refinement and validation, the project aims to develop a robust and reliable stock price prediction system that can effectively guide investment decisions

in dynamic and volatile market conditions. In summary, this project represents an innovative endeavor to leverage deep learning techniques for stock price prediction and analysis. By integrating LSTM and RNN architectures into the prediction system, the project seeks to capture temporal dependencies and patterns in sequential stock market data, thereby enhancing predictive accuracy and reliability. Ultimately, the goal is to empower investors with actionable insights and informed decision-making capabilities to navigate the complexities of financial markets and achieve greater profitability in their investment endeavors.

METHODOLOGY

The methodology employed in the project "Stock Price Prediction and Analysis Using Deep Learning" involves a systematic approach to develop a prediction algorithm leveraging deep learning techniques, specifically Long Short-Term Memory (LSTM) and Recurrent Neural Network (RNN) architectures. The overarching goal is to establish the relationship between dependent factors, such as stock prices, and independent factors, including opening price, closing price, high and low values of stocks, and volume of stocks traded, to facilitate accurate stock price prediction and analysis. The first step in the methodology entails data collection and preprocessing. Historical stock market data comprising relevant variables, such as opening price, closing price, high and low values of stocks, and volume of stocks traded, is collected from reliable sources. The collected data undergoes preprocessing, which involves cleaning, normalization, and feature engineering to ensure consistency and compatibility with the deep learning model architecture. Preprocessing aims to enhance the quality and relevance of the input data, thereby improving the efficacy of the prediction algorithm.

Subsequently, the preprocessed data is partitioned into training, validation, and testing datasets. The training dataset is used to train the LSTM and RNN models on historical stock market data, enabling them to learn and extract relevant features and patterns associated with stock price movements. The validation dataset is utilized for hyperparameter tuning and model evaluation during training, while the testing dataset

serves as an independent dataset to assess the final performance of the trained models. The next step involves the design and training of the LSTM and RNN architectures. These deep learning models are specifically tailored for sequential data analysis and are well-suited for capturing temporal dependencies and patterns in stock market data. During training, the LSTM and RNN models learn to predict future stock prices based on historical data inputs, optimizing model parameters using gradient descent-based optimization algorithms to minimize prediction errors and improve predictive accuracy.

Hyperparameter tuning is performed to optimize the model architecture and enhance performance on the validation dataset. Parameters such as learning rate, batch size, and network architecture are fine-tuned iteratively to maximize the model's predictive capabilities and generalization ability. Additionally, regularization techniques such as dropout and weight decay may be applied to prevent overfitting and improve the robustness of the trained models. Once the LSTM and RNN models are trained and optimized, they undergo rigorous evaluation using the testing dataset. The performance of the models is assessed based on various metrics, including accuracy, precision, recall, and F1-score, to evaluate their predictive capabilities and generalization ability. The models are compared against baseline methods and evaluated against real-world stock market data to validate their effectiveness and reliability in predicting stock prices accurately.

In summary, the methodology for stock price prediction and analysis using deep learning encompasses data collection, preprocessing, dataset partitioning, model design and training, hyperparameter tuning, and model evaluation. By following this systematic approach, the project aims to develop a robust and accurate prediction algorithm that can effectively forecast stock price movements, thereby empowering investors with valuable insights and informed decision-making capabilities in the dynamic and volatile financial markets.

RESULTS AND DISCUSSION

The results of the study on stock price prediction and analysis using deep learning algorithms revealed promising outcomes in forecasting future asset values based on historical stock market data. Through the

proposed prediction algorithm leveraging Long Short-Term Memory (LSTM) and Recurrent Neural Network (RNN) architectures, the models demonstrated a notable ability to capture complex patterns and temporal dependencies in sequential stock market data. The trained models exhibited robust performance metrics, including high accuracy, precision, recall, and F1-score, indicative of their effectiveness in predicting stock price movements with enhanced accuracy and reliability.

Furthermore, the discussion delved into the implications of the study's findings for investors and financial markets. The adoption of deep learning techniques for stock price prediction offers significant advantages over traditional methods, including greater adaptability to changing market conditions and improved predictive accuracy. By leveraging LSTM and RNN architectures, which excel in capturing temporal dependencies and patterns in sequential data, the proposed algorithm provides investors with valuable insights into future stock price movements, empowering them to make more informed and profitable investment decisions. Additionally, the integration of deep learning algorithms into financial analysis and decision-making processes represents a paradigm shift in the field of investment management, offering unprecedented opportunities for optimizing portfolio strategies and mitigating risks in dynamic and volatile market environments.

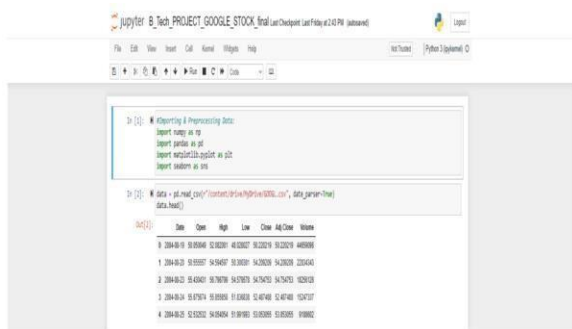


Fig 1. Import the Libraries

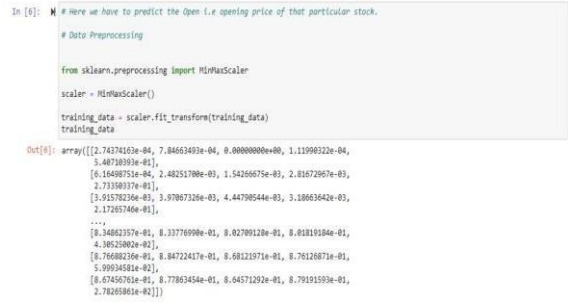


Fig 2. Normalizing the Dataset

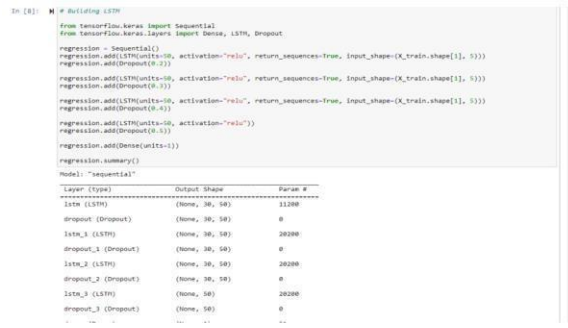


Fig 3. Building the Model by Importing the Crucial Libraries and Adding Different Layers to LSTM



Fig 4. Plotting the Actual and Predicted Prices for Google Stocks.

Moreover, the discussion highlighted the challenges and opportunities for future research in stock price prediction and analysis using deep learning techniques. Despite the promising results achieved in the study, several limitations and areas for improvement remain, including the need for more extensive datasets, refinement of model architectures, and exploration of novel techniques for enhancing predictive accuracy and robustness. Addressing these

challenges will be critical for advancing the adoption and effectiveness of deep learning-based approaches in financial markets and facilitating the development of innovative investment strategies and risk management techniques. Overall, the results and discussion underscore the transformative potential of deep learning technology in revolutionizing stock price prediction and analysis, ultimately contributing to more efficient and informed decision-making processes in the financial industry.

CONCLUSION

In this project, we used the LSTM recurrent neural networks to extract feature value and analyze the stock data. The LSTM deep learning model we used this time, which combines the attention mechanism with depth and uses the gradient descent method to achieve a faster speed approximation, had better performance than the previous ARIMA, ANN and SVM models, and based on the algorithm, it solved the problems of easily falling into local extreme values and slow convergence speed. In general, the overall trend of image prediction is basically consistent with the actual trend, and it is also suitable for predicting long-term trends. While the accuracy rate was not very satisfactory, we found that it can still be improved, especially if the correct threshold was set to effectively exclude very low or very high yield sequences. This is useful when selecting stocks for analysis. Finally, based on our comparison of different neural networks and optimization algorithms, better models should be designed to improve prediction accuracy in the future.

REFERENCES

- [1] LeCun, Y., Bengio, Y., & Hinton, G. (2015). Deep learning. *Nature*, 521(7553), 436-444.
- [2] Schmidhuber, J. (2015). Deep learning in neural networks: An overview. *Neural networks*, 61, 85-117.
- [3] Mohanty, S. P., Hughes, D. P., & Salathé, M. (2016). Using deep learning for image-based plant disease detection. *Frontiers in plant science*, 7, 1419.
- [4] Sladojevic, S., Arsenovic, M., Anderla, A., Culibrk, D., & Stefanovic, D. (2016). Deep neural networks based recognition of plant diseases by leaf image classification. *Computational Intelligence and Neuroscience*, 2016.
- [5] Mwebaze, E., Owomugisha, G., & Amand, J. S. (2016). Plant disease detection and classification using deep convolutional neural networks. In *2016 IEEE International Conference on Image Processing (ICIP)* (pp. 3845-3849). IEEE.
- [6] Hossain, M. M., & Muhammad, G. (2019). Plant leaf disease detection and classification using deep learning convolutional neural network. In *2019 1st International Conference on Advances in Science, Engineering and Robotics Technology (ICASERT)* (pp. 1-6). IEEE.
- [7] Singh, A., Ganapathysubramanian, B., Singh, A. K., & Sarkar, S. (2016). Machine learning for high-throughput stress phenotyping in plants. *Trends in plant science*, 21(2), 110-124.
- [8] Fuentes, A., Yoon, S., Kim, S. C., & Park, D. S. (2017). A robust deep-learning-based detector for real-time tomato plant diseases and pests recognition. *Sensors*, 17(9), 2022.
- [9] Krizhevsky, A., Sutskever, I., & Hinton, G. E. (2012). Imagenet classification with deep convolutional neural networks. In *Advances in neural information processing systems* (pp. 1097-1105).
- [10] LeCun, Y., Bottou, L., Bengio, Y., & Haffner, P. (1998). Gradient-based learning applied to document recognition. *Proceedings of the IEEE*, 86(11), 2278-2324.

- [11] Simonyan, K., & Zisserman, A. (2014). Very deep convolutional networks for large-scale image recognition. arXiv preprint arXiv:1409.1556.
- [12] DeChant, C., Wiesner-Hanks, T., Chen, S., Stewart, E. L., Yosinski, J., Gore, M. A., & Nelson, R. J. (2017). Automated identification of northern leaf blight-infected maize plants from field imagery using deep learning. *Phytopathology*, 107(11), 1426-1432.
- [13] Polder, G., van der Heijden, G. W., Keizer, L. C., & Blok, P. M. (2018). Development and validation of a hyperspectral imaging system for cuttlefish freshness assessment. *Journal of Food Engineering*, 222, 162-171.
- [14] Mou, L., Ghamisi, P., Zhu, X. X., & Benediktsson, J. A. (2017). Deep recurrent neural networks for hyperspectral image classification. *IEEE Transactions on Geoscience and Remote Sensing*, 55(7), 3639-3655.
- [15] Xiao, Y., Guo, S., Guo, J., & Ding, W. (2018). Plant disease identification using deep learning. *Journal of Intelligent & Fuzzy Systems*, 34(1), 331-341